

Recessed luminaire - Single micro louvre with 80° lens - direct distribution

Sheet steel enclosure suitable for recessed ceilings; white coated, similar to RAL 9016. Housing colour traffic white RAL 9016; Direct light distribution by means of 80° LED lens clear with single micro louvre, white, for VDU workstations, omnidirectional glare reduction in accordance with the current standard DIN-EN 12464-1. Electrical connection via 3-pole connection terminal with plug-in contacts.. Universal mounting bracket UBD is included for cut-out ceilings. Black available on request.

CHARACTERISTICS

Order number	60622034160
EAN number	4020863469123
Commodity code	94051190
Certification mark	IP 20, Protection class I, VDU 65°<3000, F, F-"roof" mark, Indoor, CE
Impact resistance (IK rating)	IK02
Ambient temperatur	ta 25°C
Warranty period	5 years
State funding programs	BEG - Federal funding for efficient buildings (valid only for Germany)

ELECTRICAL ENGINEERING

Controller	Electronic driver (1 pcs.)
System output	22W
Mains voltage	230V/50Hz
Circuit breakers (inrush current)	21 pieces/B10, 34 pieces/B16, 35 pieces/C10, 57 pieces/C16
Energy efficiency class/light source	C

LIGHTING TECHNOLOGY

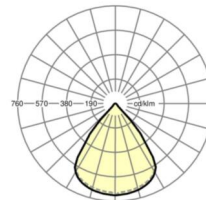

Placement	LED, Colour rendering/Light colour CRI ≥ 80 / 3000K
Colour tolerance (MacAdam)	3SDCM
Photobiological safety (Luminaire)	RG1
Nominal luminous flux	3228lm
LED service life	50000h L80/B10 (Tq 25°C)
Luminaire luminous efficiency	147lm/W
UGR lat./long.	18.7 / 18.6

MECHANICS

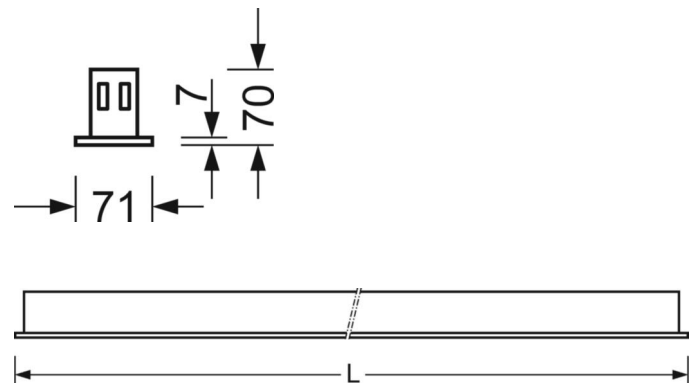
Housing colour	traffic white RAL 9016
Dimensions (LxWxH/DxH)	1150mm x 71mm x 70mm
Depth	63mm
Ceiling system	cut-out ceilings [AD]
Ceiling cut-out (LxW/D)	1130mm x 55mm
Installation depth	100mm [AD]; 155mm [s-TS] min
Weight (net)	2.5kg
Cable entry KE (X/Y)	0mm/0mm
Type of installation	Ceiling installation individual mounting

DEEP-LINK

<https://www.regiolux.de/en/article/60622034160>



Reference	LED 3200lm 830
ηLB	100 %
Φ ↓/↑	100 % / 0 %
UGR lat./long.	18.7 / 18.6
VDU	65° < 3000cd/m²



Dimensions

L	1150 mm	Length
B	71 mm	Width
H	70 mm	Height
T	63 mm	Depth
DA(L)	1130 mm	Cutting dimension length
DA(B)	55 mm	Cutting dimension width
Et(min)	155 mm	Ceiling distance minimum - minimum dimension (visible T-rail)
Et(AD)	100 mm	Ceiling distance minimum (cut-out ceiling)
X	0 mm	Distance cable infeed to the center of the luminaire on the X-axis
Y	0 mm	Distance cable infeed to the center of the luminaire on the Y-axis
